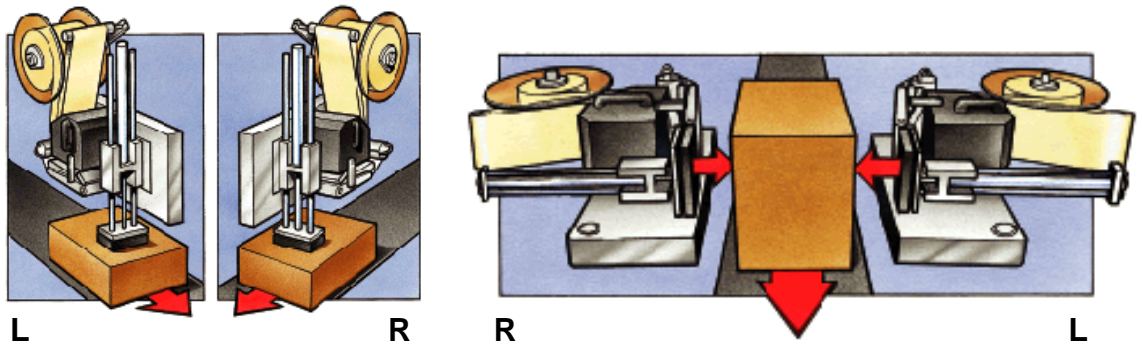


## Left or Right hand machine?

Sometimes it is not easy to know if the customer need a Left or a Right hand machine. The pictures below illustrates different machine placements according to transport direction and operator side.

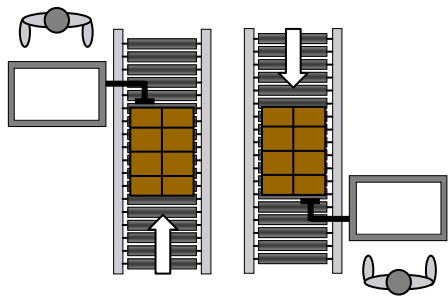
### Products – P&A Units TT100, TF100 etc.



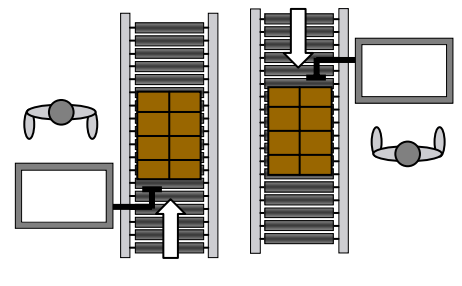
L = Left hand

R = Right hand

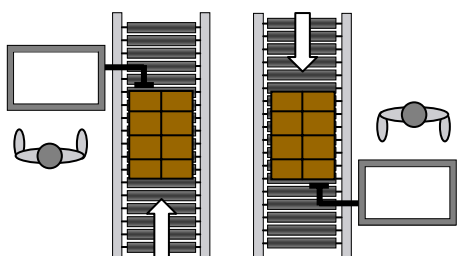
### Pallets – P&A Units TP601 & TP602



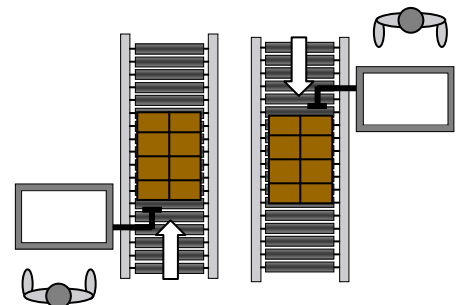
Left hand/ Turning inwards (TI)



Left hand/ Turning outwards (TO)



Right hand/ Turning outwards (TO)



Right hand/ Turning inwards (TI)